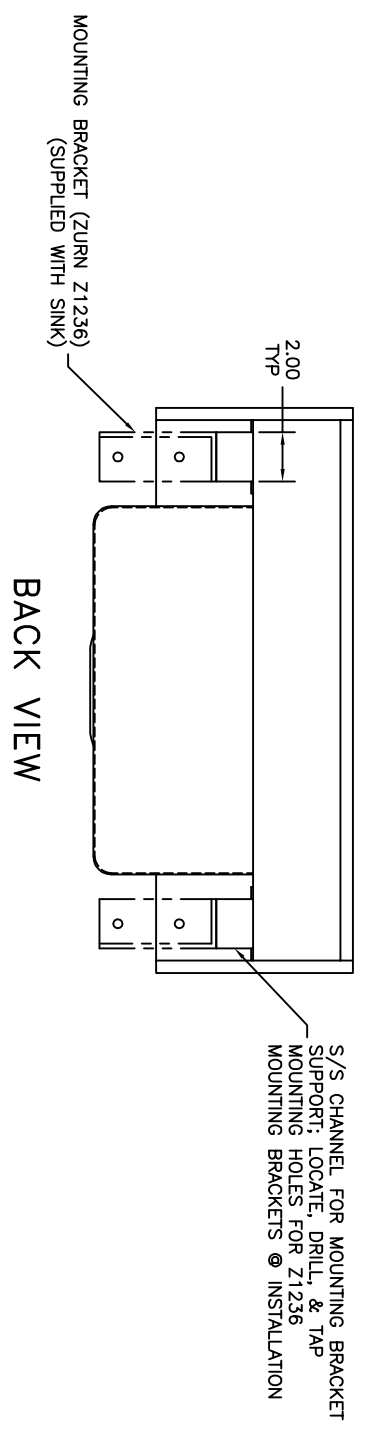


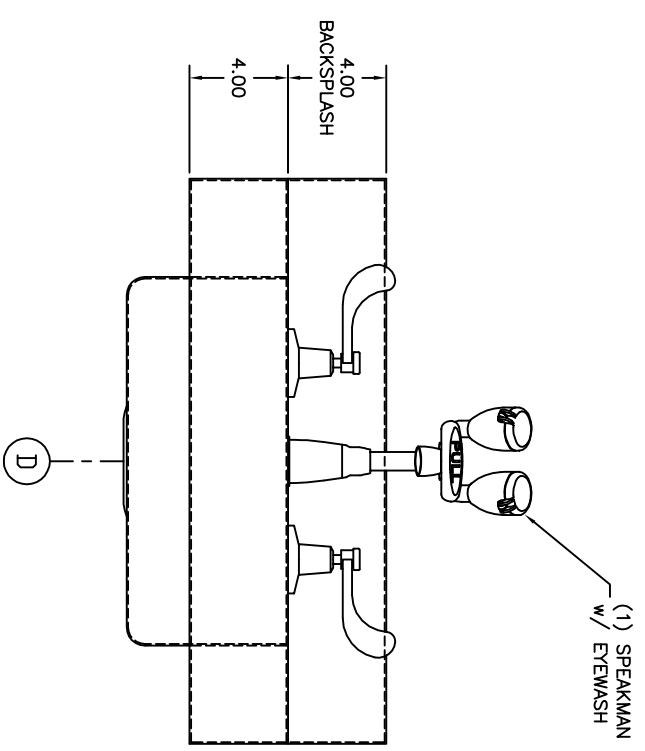
(1) 12.0" x 15.0" x 6.5" DEEP SINK

UTILITY REQUIREMENTS

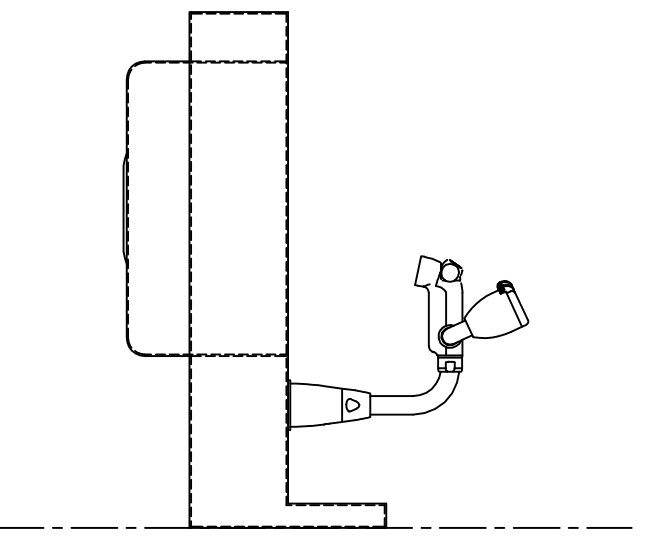
ⓓ — DRAIN — 1-1/2" NPT



BACK VIEW



(1) SPEAKMAN SEF-1800-CA H/C FAUCET
w/ EYEWASH



FOR APPROVAL ONLY

ONE (1) SET OF APPROVAL PRINTS MUST BE SIGNED AND RETURNED TO TBJ INC. BEFORE EQUIPMENT CAN BE RELEASED FOR PRODUCTION

APPROVED AS DRAWN FOR FABRICATION

NOT APPROVED — REVISE & RESUBMIT FOR FINAL APPROVAL

SIGNED _____

DATE _____

UNLESS OTHERWISE SPECIFIED			
TOLERANCES IN INCHES:			
FRACTIONAL ± 1/32			
ANGULAR ± 0.25°			
ONE DECIMAL ± 0.063			
TWO DECIMAL ± 0.031			
THREE DECIMAL ± 0.015			
PROJ. RELEASE	NAME	DATE	BY
APPR. RELEASE			
REVIEWED BY			
ENG APPR.			
SCALE 3'-1'-0"		REF DIVG -	DATE
23-21-6 WM WALL MOUNTED SINK		2701-1, 2998-6	11-8-16
ROUGH-IN ASSEMBLY		R16207-1	

TOLERANCES IN INCHES:			
FRACTIONAL ± 1/32			
ANGULAR ± 0.25°			
ONE DECIMAL ± 0.063			
TWO DECIMAL ± 0.031			
THREE DECIMAL ± 0.015			
PROJ. RELEASE	NAME	DATE	BY
APPR. RELEASE			
REVIEWED BY			
ENG APPR.			
SCALE 3'-1'-0"		REF DIVG -	DATE
23-21-6 WM WALL MOUNTED SINK		2701-1, 2998-6	11-8-16
ROUGH-IN ASSEMBLY		R16207-1	

UNLESS OTHERWISE SPECIFIED			
TOLERANCES IN INCHES:			
FRACTIONAL ± 1/32			
ANGULAR ± 0.25°			
ONE DECIMAL ± 0.063			
TWO DECIMAL ± 0.031			
THREE DECIMAL ± 0.015			
PROJ. RELEASE	NAME	DATE	BY
APPR. RELEASE			
REVIEWED BY			
ENG APPR.			
SCALE 3'-1'-0"		REF DIVG -	DATE
23-21-6 WM WALL MOUNTED SINK		2701-1, 2998-6	11-8-16
ROUGH-IN ASSEMBLY		R16207-1	

UNLESS OTHERWISE SPECIFIED			
TOLERANCES IN INCHES:			
FRACTIONAL ± 1/32			
ANGULAR ± 0.25°			
ONE DECIMAL ± 0.063			
TWO DECIMAL ± 0.031			
THREE DECIMAL ± 0.015			
PROJ. RELEASE	NAME	DATE	BY
APPR. RELEASE			
REVIEWED BY			
ENG APPR.			
SCALE 3'-1'-0"		REF DIVG -	DATE
23-21-6 WM WALL MOUNTED SINK		2701-1, 2998-6	11-8-16
ROUGH-IN ASSEMBLY		R16207-1	

UNLESS OTHERWISE SPECIFIED			
TOLERANCES IN INCHES:			
FRACTIONAL ± 1/32			
ANGULAR ± 0.25°			
ONE DECIMAL ± 0.063			
TWO DECIMAL ± 0.031			
THREE DECIMAL ± 0.015			
PROJ. RELEASE	NAME	DATE	BY
APPR. RELEASE			
REVIEWED BY			
ENG APPR.			
SCALE 3'-1'-0"		REF DIVG -	DATE
23-21-6 WM WALL MOUNTED SINK		2701-1, 2998-6	11-8-16
ROUGH-IN ASSEMBLY		R16207-1	