

SHELF MODEL (DEPTH x WIDTH)					
16" x 24"	16" x 40"	16" x 56"	16" x 72"	16" x 88"	16" x 104"
16" x 28"	16" x 44"	16" x 60"	16" x 76"	16" x 92"	16" x 108"
16" x 32"	16" x 48"	16" x 64"	16" x 80"	16" x 96"	16" x 112"
16" x 36"	16" x 52"	16" x 68"	16" x 84"	16" x 100"	16" x 116"

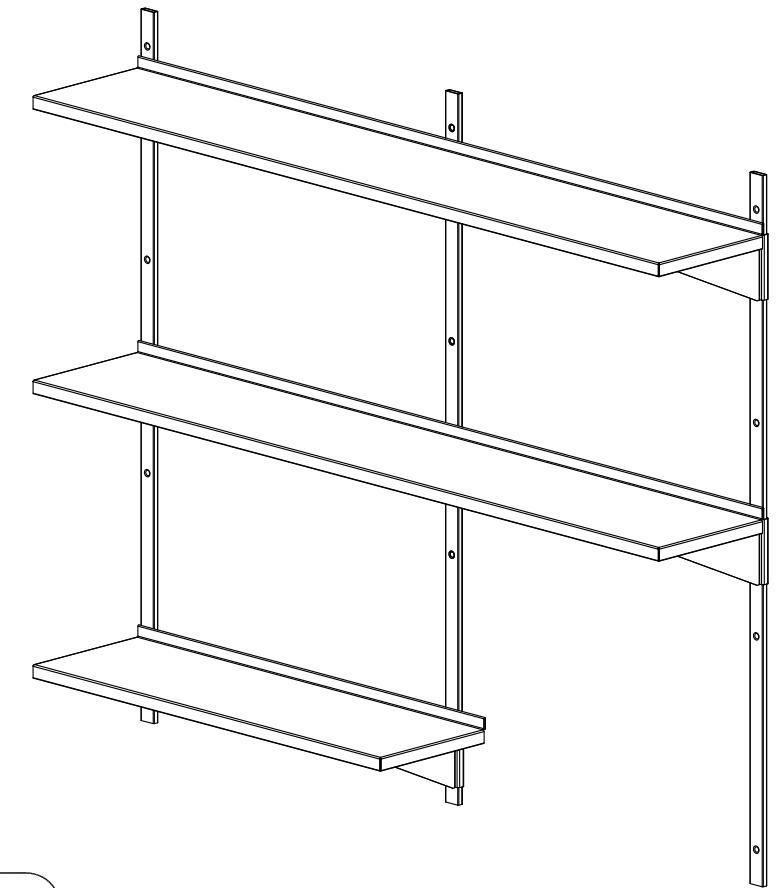
RAILS SHOULD BE SELECTED AS FOLLOWED :
 (1) SHELF 20" RAILS, (2) SHELVES 32" RAILS,
 (3) SHELVES 40" RAILS AND (4) SHELVES 60" RAILS

SHELF RAIL (LENGTH)				
20"	32"	40"	60"	80"

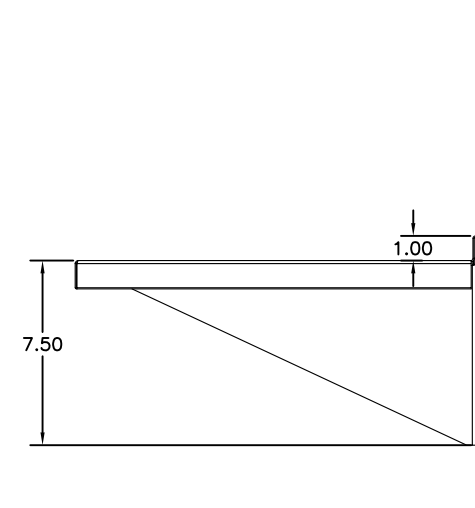
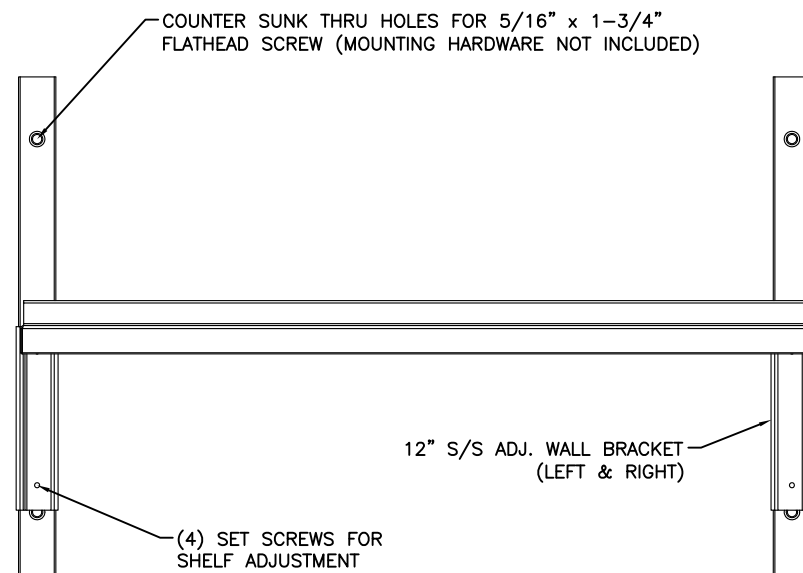
RECOMMENDED NUMBER OF ADJ. RAILS :
 UP TO 60" SHELF LENGTH - (2) RAILS/BRACKETS
 BETWEEN 60" - 116" SHELF LENGTHS - (3) RAILS/BRACKETS

ADJUSTABLE BRACKETS	
R16 - 16" RIGHT HAND	L16 - 16" LEFT HAND

BRACKETS :
 (2) RAILS - 2 BRACKETS REQUIRED
 (3) RAILS - 3 BRACKETS REQUIRED
 (CENTER BRACKET CAN BE LEFT OR RIGHT)



NOTE: MAT'L - 14 GA. STAINLESS STEEL T304 #4 FINISH



FOR APPROVAL ONLY

ONE (1) SET OF APPROVAL PRINTS MUST BE SIGNED AND RETURNED TO TBJ INC. BEFORE EQUIPMENT CAN BE RELEASED FOR PRODUCTION

APPROVED AS DRAWN FOR FABRICATION

NOT APPROVED - REVISE & RESUBMIT FOR FINAL APPROVAL

SIGNED _____

DATE _____

CUSTOM SHELVING CONFIGURATION

NOTE: ALL WELDS / CORNERS GROUND SMOOTH & POLISHED

UNLESS OTHERWISE SPECIFIED			LET	REVISION	BY	DATE
TOLERANCES IN INCHES: FRACTIONAL ± 1/32 ANGULAR ± 0°25' ONE DECIMAL ± 0.063 TWO DECIMAL ± 0.031 THREE DECIMAL ± 0.015			TBJ INCORPORATED	1671 ORCHARD DRIVE CHAMBERSBURG, PA 17201 Phone: (717) 261-9700 www.tbjinc.com	TAS	9-18-14
SCALE 3"=1'-0"			2321-1	DRAWN BY	TAS	9-18-14
REF DWG -			DATE		9-18-14	
PRDD. RELEASE	TAS	9-19-14	S/S WALL SHELVES - 14" COMPLETE			
APPR. RELEASE	NES	9-18-14	ROUGH-IN ASSEMBLY			
REVIEWED BY	NES	9-18-14	R10004			
ENG APPR.						